

Data Sheet

Check valve Type **NRVS**

For industrial refrigeration in liquid line applications



Check valve type NRVS has no damping feature and therefore can only be used for liquid line applications. NRVS is designed to be mounted directly to PM or solenoid valves EVRA/EVRAT.

Features:

- Ensures correct direction of flow
- Applicable to HCFC, HFC and R717 (Ammonia)
- Classification: DNV, CRN, BV, EAC etc.
- To get an updated list of certification on the products please contact your local Danfoss Sales Company

Portfolio overview

Table 1: NRVS variants




Table 2: Portfolio overview

Description	NRVS 15	NRVS 25
Refrigerants	R134a, R22, R401A, R402A, R404A, R407A, R407B, R407C, R407F, R409A, R410A, R421A, R502, R507, R717	R134a, R22, R401A, R402A, R404A, R407A, R407B, R407C, R407F, R409A, R410A, R421A, R502, R507, R717
Used for product	EVRA 10 - 15 EVRAT 10 - 15	EVRA 20 - 25 EVRAT 20 - 25 PM 15 - 25
Application	Liquid line applications	Liquid line applications
Media temperature range	-50 °C – 140 °C (-58 °F - 284 °F)	-50 °C – 140 °C (-58 °F - 284 °F)
MWP [bar/psig]	28 bar/406 psig	28 bar/406 psig
k_v (m³/h)	1.4 for EVRA/EVRAT 10 2.2 for EVRA/EVRAT 15	4.1 for EVRA/EVRAT 20 7.0 for EVRA 4.0 for PM 15 6.0 for PM 20 7.5 for PM 25
Packing format	Multi pack (12 pcs)	Multi pack (10 pcs)

Media

Refrigerants

Applicable to HCFC, HFC and R717 (Ammonia). Flammable hydrocarbons are not recommended. The valve is only recommended for use in closed circuits. For further information please contact Danfoss (store.danfoss.com/en/).

New refrigerants

Danfoss products are continually evaluated for use with new refrigerants depending on market requirements.

When a refrigerant is approved for use by Danfoss, it is added to the relevant portfolio, and the R number of the refrigerant (e.g. R513A) will be added to the technical data of the code number. Therefore, products for specific refrigerants are best checked at store.danfoss.com/en/, or by contacting your local Danfoss representative.

Product specification

Pressure and temperature data

Table 3: Pressure and temperature data

Temperature of medium	-50 °C – 140 °C (-58 °F - 284 °F)
Maximum working pressure	PS = 28 bar/406 psig

Design

Table 4: Design

Materials	Valve housing made of Stainless Steel Gaskets are non-asbestos
-----------	---

Capacity tables

For the valve combination of EVRA/EVRAT

Figure 1: For the valve combination of EVRA/EVRAT

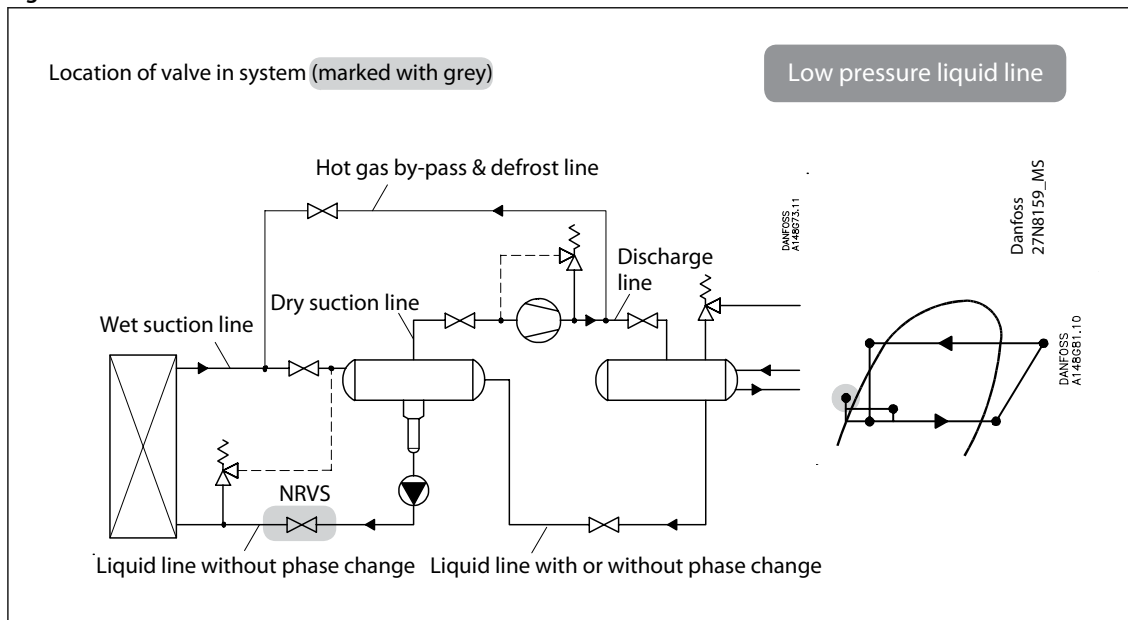


Table 5: For the valve combination of EVRA/EVRAT

Valve combination		EVRA/EVRAT 10 + NRVS 15	EVRA/EVRAT 15 + NRVS 15	EVRA/EVRAT 20 + NRVS 25	EVRA + NRVS 25
k_v (m ³ /h)		1.4	2.2	4.1	7
Evaporating temperature T_e	Pressure Δp (bar)	Capacities (kW) Q_o at circulation rate 1 R717			
-40 °C	0.15	172	270	504	960
	0.25	222	349	650	1110
	0.3	243	382	713	1216
	0.4	281	441	823	1405
	0.5	314	493	920	1570
-30 °C	0.15	167	262	489	835
	0.25	215	338	631	1078
	0.3	236	371	691	1180
	0.4	273	428	798	1363
	0.5	305	479	893	1524
-20 °C	0.15	161	254	473	808
	0.25	208	327	610	1042
	0.3	228	359	669	1142
	0.4	264	414	772	1319
	0.5	295	463	863	1475

Check valve, Type NRVS

Valve combination		EVRA/EVRAT 10 + NRVS 15	EVRA/EVRAT 15 + NRVS 15	EVRA/EVRAT 20 + NRVS 25	EVRA + NRVS 25
k_v (m ³ /h)		1.4	2.2	4.1	7
Evaporating temperature T_e	Pressure Δp (bar)	Capacities (kW) Q_0 at circulation rate 1 R717			
-10 °C	0.15	156	245	456	780
	0.25	201	316	589	1005
	0.3	220	346	645	1102
	0.4	254	399	745	1271
	0.5	284	447	833	1422

NOTE:

The capacities in the table must be divided by the actual circulation rate, or the evaporator capacities must be multiplied with the actual circulation rate.

Table 6: Minimum opening differential pressure

EVRA/EVRAT 10 - 20 + NRVS	0.07 bar
EVRA/EVRAT 25 + NRVS	0.11 bar

Table 7: Example

An application has the following operating conditions	
Refrigerant	R717
Evaporating temperature	-30 °C
Evaporator capacity (Q_0)	290 kW
Circulation rate	4
Pressure	$\Delta p \leq 0.3$ bar

Solution

$$290 \times 4 = 1160 \text{ kW}$$

$$\text{EVRAT 25 + NRVS 25: } Q_0 = 1180 \text{ kW, at}$$

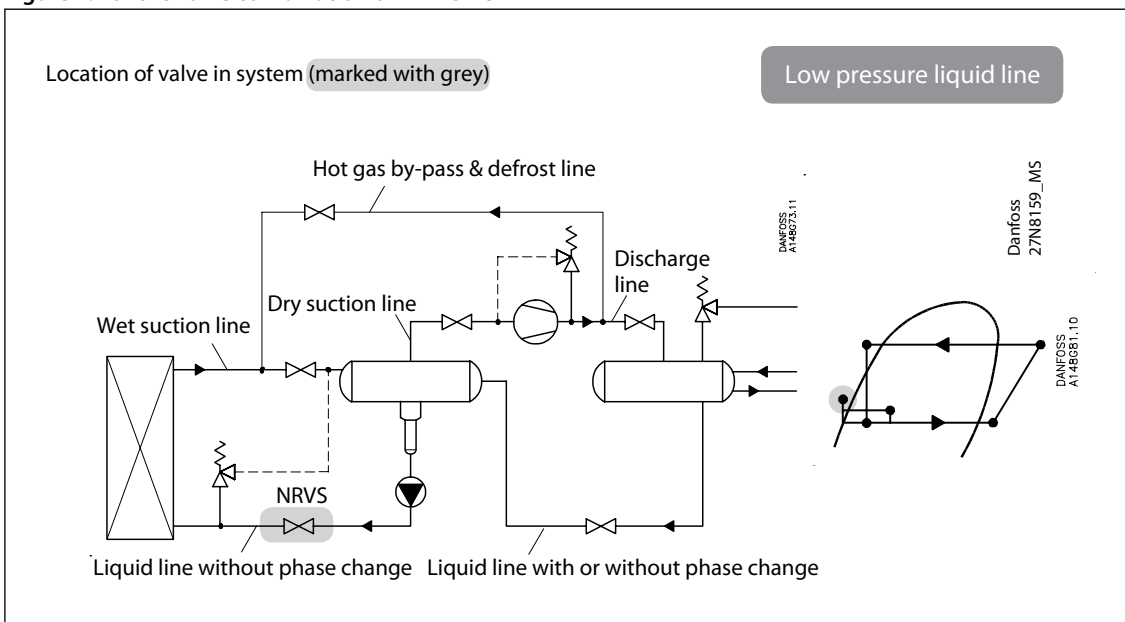
$\Delta p = 0.3$ bar is chosen

NOTE:

Precise valve capacities can be calculated for various refrigerants by using the Danfoss Coolselector software.

For the valve combination of PM 15-25

Figure 2: For the valve combination of PM 15-25



Check valve, Type NRVS

Table 8: For the valve combination of PM 15-25

Valve combination		PM 15	PM 20	PM 25
		NRVS 25	NRVS 25	NRVS 25
k_v (m ³ /h)		4	6	7.5
Evaporating temperature T_e	Pressure Δp (bar)	Capacities (kW) Q_0 at circulation rate 1 R717		
-50 °C	0.15	-	-	-
	0.25	653	979	1224
	0.3	715	1072	1340
	0.4	825	1238	1547
	0.5	923	1384	1730
-40 °C	0.15	-	-	-
	0.25	635	951	1188
	0.3	695	1043	1303
	0.4	803	1204	1506
	0.5	897	1346	1683
-30 °C	0.15	-	-	-
	0.25	615	922	1152
	0.3	675	1011	1265
	0.4	779	1169	1460
	0.5	871	1306	1632
-20 °C	0.15	-	-	-
	0.25	595	894	1114
	0.3	653	979	1224
	0.4	753	1130	1412
	0.5	852	1264	1580
-10 °C	0.15	-	-	-
	0.25	575	862	1075
	0.3	629	944	1180
	0.4	727	1090	1362
	0.5	812	1219	1523

NOTE:

The capacities in the table must be divided by the actual circulation rate, or the evaporator capacities must be multiplied with the actual circulation rate.

Minimum opening differential pressure:

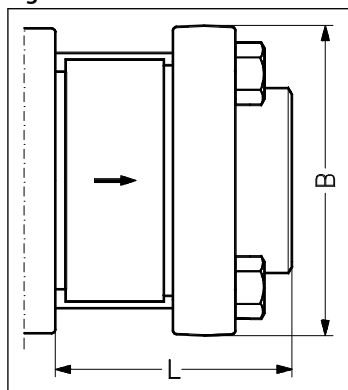
PM + NRVS will be fully open at $\Delta p = 0.25$ bar.

NOTE:

Precise valve capacities can be calculated for various refrigerants by using the Danfoss Coolselector software.

Dimensions and weights

Figure 3: NRVS on valve



Check valve, Type NRVS

Table 9: NRVS on valve

Type	L [mm]	B [mm]	Weight ⁽¹⁾ kg
NRVS 15	47.5	78	0.1
NRVS 25	60.5	96	0.25

⁽¹⁾ NRVS without flanges and bolts

Figure 4: NRVS stand alone

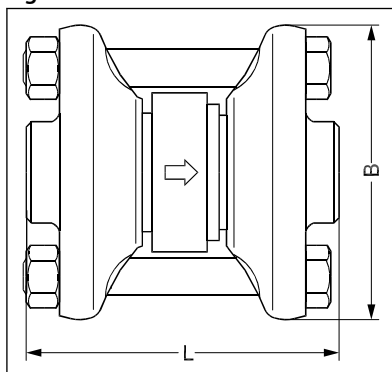


Table 10: NRVS stand alone

Type	L [mm]	B [mm]	Weight ⁽²⁾ kg
NRVS 15	78	80	0.1
NRVS 25	98	96	0.25

⁽²⁾ NRVS without flanges and bolts

Ordering

Table 11: NRVS 15-25 Ordering

Check valve	For valve type	Flanges, gasket and bolts ⁽¹⁾	Flanges, gaskets and bolts for NRVS stand alone ⁽³⁾	Flange type

Table 12: NRVS 15-25 Ordering

Valve type	Code. no.	For valve type	Code no.	Weight ⁽²⁾ [kg]	Flange type	Connection size
Check valve			Flanges, gasket and bolts ⁽¹⁾			
NRVS 15	020-2032	EVRA/T 10, EVRA/T 15	027N1255	0.7		¾ in.
NRVS 25	020-2033	EVRA/T 20, EVRA/T 25, PM 15, PM 20, PM 25	027N1254	1.1		1 in.
			Flanges, gaskets and bolts for NRVS stand alone ⁽³⁾			
			Code no.	Weight ⁽²⁾ [kg]	Flange type	Connection size
			027N1256	0.256		¾ in.
			027N1257	0.443		1 in.

⁽¹⁾ Consists of one standard and one special flange, one gasket and 2 bolts

⁽²⁾ Flange and bolts only

⁽³⁾ Consist of flanges, gaskets, bolts and nuts only. One standard flange and one special flange, two gasket, 2 bolts and 2 nuts.

NOTE:

One standard flange and one special flange, two gasket, 2 bolts and 2 nuts.

Certificates, declarations, and approvals

The list contains all certificates, declarations, and approvals for this product type. Individual code number may have some or all of these approvals, and certain local approvals may not appear on the list.

Some approvals may change over time. You can check the most current status at danfoss.com or contact your local Danfoss representative if you have any questions.

Table 13: Valid Approvals

File name	Document type	Document topic	Approval authority
11-1-0310-2012	Explosive - Safety Certificate	–	GPN
UA.089.D.00188-17	UA Declaration	PED	LLC CDC EURO TYSK
UA.TR-089.0993-17	Pressure - Safety Certificate	PED	LLC CDC EURO TYSK
033F0691.AD	Manufacturers Declaration	RoHS	Danfoss
033F0686.AG	Manufacturers Declaration	PED	Danfoss
033F0453.AD	Manufacturers Declaration	ATEX	Danfoss
RU Д- FR.Б/108.В.03804	EAC Declaration	Machinery & Equipment	EAC

Online support

Danfoss offers a wide range of support along with our products, including digital product information, software, mobile apps, and expert guidance. See the possibilities below.

The Danfoss Product Store



The Danfoss Product Store is your one-stop shop for everything product related—no matter where you are in the world or what area of the cooling industry you work in. Get quick access to essential information like product specs, code numbers, technical documentation, certifications, accessories, and more.

Start browsing at store.danfoss.com.

Find technical documentation



Find the technical documentation you need to get your project up and running. Get direct access to our official collection of data sheets, certificates and declarations, manuals and guides, 3D models and drawings, case stories, brochures, and much more.

Start searching now at www.danfoss.com/en/service-and-support/documentation.

Get local information and support



Local Danfoss websites are the main sources for help and information about our company and products. Find product availability, get the latest regional news, or connect with a nearby expert—all in your own language.

Find your local Danfoss website here: www.danfoss.com/en/choose-region.

Danfoss Learning



Danfoss Learning is a free online learning platform. It features courses and materials specifically designed to help engineers, installers, service technicians, and wholesalers better understand the products, applications, industry topics, and trends that will help you do your job better.

Create your Danfoss Learning account for free at www.danfoss.com/en/service-and-support/learning.

Spare Parts



Get access to the Danfoss spare parts and service kit catalog right from your smartphone. The app contains a wide range of components for air conditioning and refrigeration applications, such as valves, strainers, pressure switches, and sensors.

Download the Spare Parts app for free at www.danfoss.com/en/service-and-support/downloads.

Coolselector®2 - find the best components for you HVAC/R system



Coolselector®2 makes it easy for engineers, consultants, and designers to find and order the best components for refrigeration and air conditioning systems. Run calculations based on your operating conditions and then choose the best setup for your system design.

Download Coolselector®2 for free at coolselector.danfoss.com.

Danfoss A/S

Climate Solutions • danfoss.com • +45 7488 2222

Any information, including, but not limited to information on selection of product, its application or use, product design, weight, dimensions, capacity or any other technical data in product manuals, catalogues descriptions, advertisements, etc. and whether made available in writing, orally, electronically, online or via download, shall be considered informative, and is only binding if and to the extent, explicit reference is made in a quotation or order confirmation. Danfoss cannot accept any responsibility for possible errors in catalogues, brochures, videos and other material. Danfoss reserves the right to alter its products without notice. This also applies to products ordered but not delivered provided that such alterations can be made without changes to form, fit or function of the product.

All trademarks in this material are property of Danfoss A/S or Danfoss group companies. Danfoss and the Danfoss logo are trademarks of Danfoss A/S. All rights reserved.