

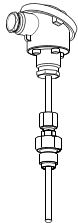
Installation Guide

Temperature sensor type MBT 5252

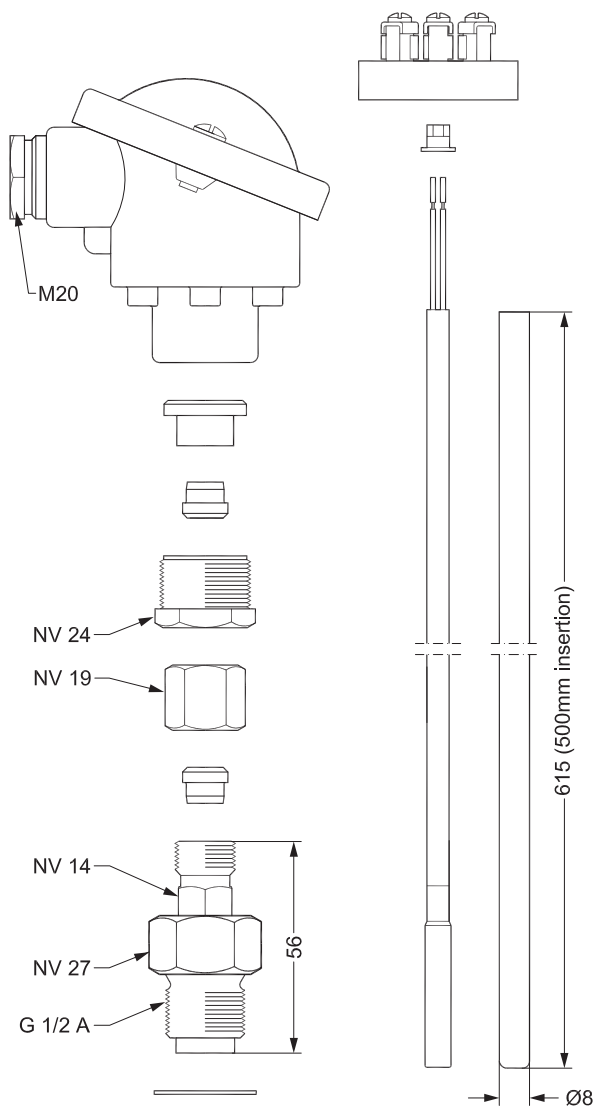
084R9303

084R9303

Identification



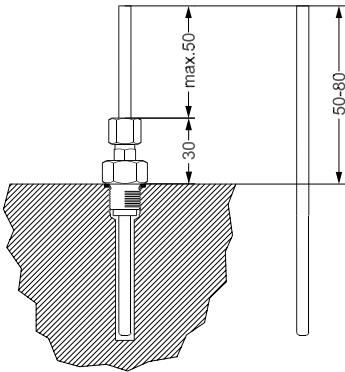
Code number	Elements	Specification code
084Z3101	1 × Pt 100	0004-0500-4J00-0000
084Z3102	2 × Pt 100	0104-0500-4J00-0000
084Z2185	2 × Pt 1000	0304-0500-4J00-0000



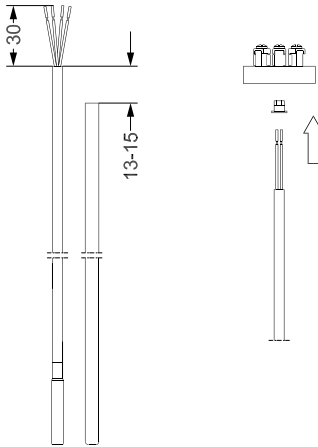
- Pos. 1 Protection tube, AISI 316 Ti
- Pos. 2 Measuring insert, Pt 100, Silicon cable, max. 200 °C, 40 mm steel tube
- Pos. 3 Type B-head, Silumin
- Pos. 4 Process connection, Brass with spring
- Pos. 5 Clamping ring, Brass
- Pos. 6 Union nut, Brass
- Pos. 7 Union, Brass
- Pos. 8 Clamping ring, Brass
- Pos. 9 Support plate, Brass
- Pos. 10 Terminal block
- Pos. 11 Bush, Brass
- Pos. 12 Gasket, Copper

Mounting

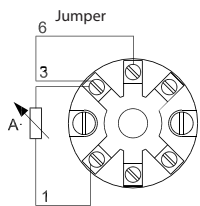
1. Cut the protection tube in the right length



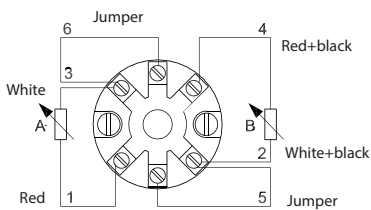
2. Cut the wire in the right length and mount the wires on the terminal block



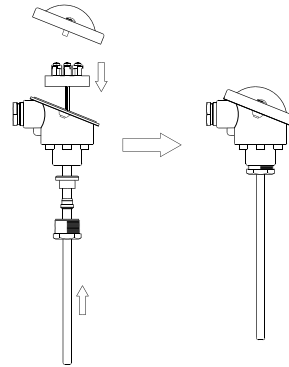
084Z3101



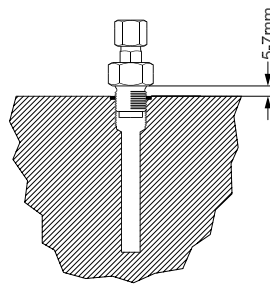
084Z3102



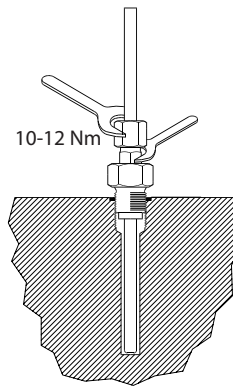
3. Mount protection tube and terminal block in the B-head



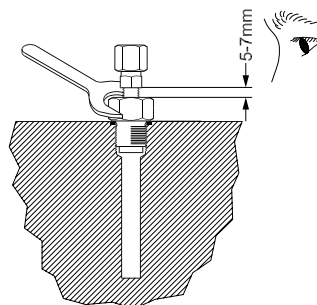
4. Mount pos. 4 loosely in the gearbox



5. Mount and tighten the protection tube



6. Tighten pos. 4



7. Check the spring function